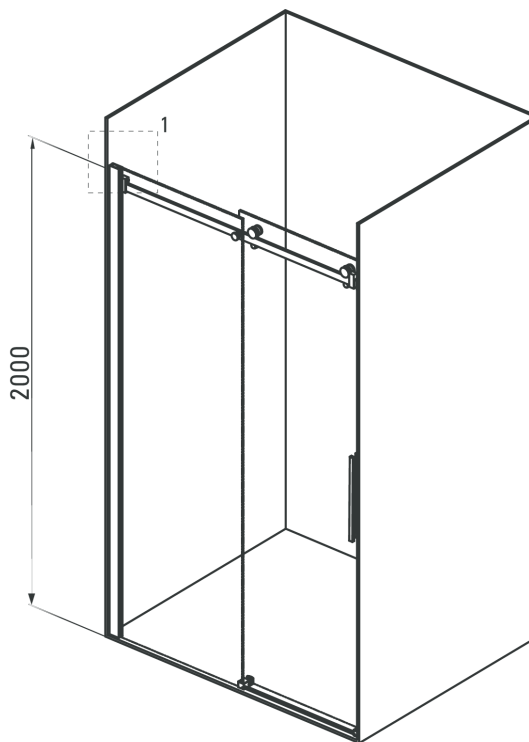
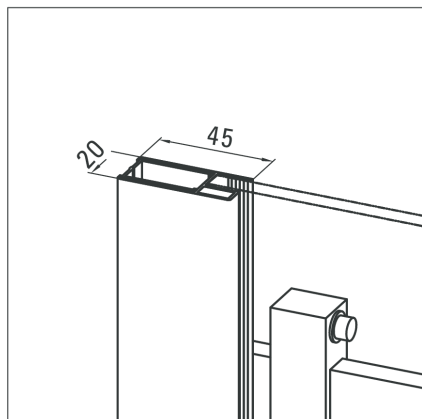


# Hiacynt

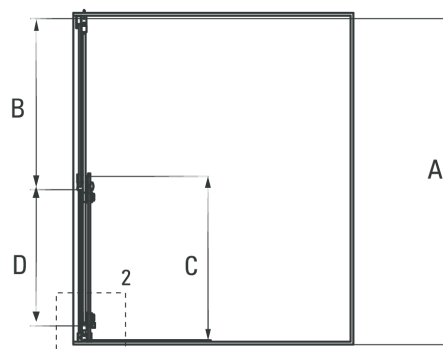
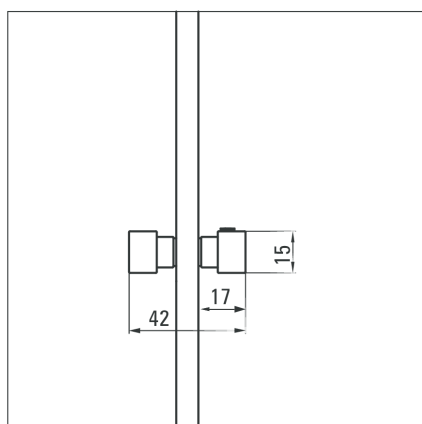
Drzwi wewnętrzne przesuwne 100x200 cm

Rysunek techniczny:

1.



2.



Model	Size	A(mm)	B(mm)	C(mm)	D(mm)
KQH010P	1000X2000	975-985	506-516	495	400
KQH012P	1200X2000	1175-1185	606-616	595	500
KQH014P	1400X2000	1375-1385	706-716	695	600
KQH016P	1600X2000	1575-1585	906-916	695	600